



Estd : 2008

# METHODIST

## COLLEGE OF ENGINEERING AND TECHNOLOGY

Approved by AICTE New Delhi | Affiliated to Osmania University, Hyderabad

Abids, Hyderabad, Telangana, 500001

Number of Certificate/diploma program introduced during last five years					
TIMELINE:2014-15 TO 2018-19					
DEPARTMENTS	2018-19	2017-18	2016-17	2015-16	2014-15
CIVIL	1	1	0	0	0
CSE	2	0	0	0	0
ECE	2	3	1	0	2
EEE	1	1	1	1	1
MECH(UG)	0	0	1	0	0
MECH(PG)-CAD CAM	0	0	0	1	0
MBA	0	0	0	0	0
CERTIFICATE PROGRAMS INTRODUCED YEARWISE	6	5	3	2	3
CERTIFICATE PROGRAMS INTRODUCED OVER LAST 5 YRS					19

### SUMMARY

- Total no. of certificate programs organized over past 5 years under 5- Engineering programs & MBA are summarised in above table
- These programs are conducted for 5 -6 days @ 6-7 hours per day, spread across 1-2 weeks/ months in a semester
- The Resource persons are drawn either from reputed training center/industry/ in-house expertise
- A significant improvement in the total number of courses from year to year is observed
- The Eventwise 1). schedule & syllabus, 2). Sample participation certificate, 3). Participants list are herewith attached

METHODIST COLLEGE OF ENGINEERING AND TECHNOLOGY

ABIDS, HYDERABAD

Department of Civil Engineering

Date: 10/9/2017

TO

The Principal/Director,

MCET,

Hyderabad.

SUB: Request for approval for the CERTIFICATE PROGRAMMES in the current semester –Reg.

Respected sir,

The dept. of CE is planning to conduct the following CERTIFICATE PROGRAMMES (workshops) for the current semester 2017-18 (I SEM). The details are specified below. I request your kind approval for the same.

The syllabus is also attached for your perusal

Sl. no	Programme name	Dates	In collaboration with	coordinator
1	A Certificate course on 3D modelling using AUTO CADD in association with ICT Academy.	18 to 23 September 2017	ICT Academy	Mr Shahed Ali, Asst. Professor

Thanking you sir,

*A. S. Prasad*  
HOD-CE  
Department of Civil Engineering  
METHODIST COLLEGE OF ENGG. & TECH.  
King Koti Road, Abids, Hyderabad.

METHODIST COLLEGE OF ENGINEERING & TECHNOLOGY, ABIDS, HYDERABAD 500001  
DEPT OF CIVIL ENGG

MINUTES OF MEETING

TIMELINE: 2017-18 I SEM

DATE: 10/8/2017, TIME: 12 pm, VENUE: HOD CHAMBER

**AGENDA:**

1. Certificate course - Topic, Date, Coordinator, Deadlines
2. Schedule & course work preparations -Deadlines
3. Requesting approval from Principal
4. Preparation of Student registrations list , Brochure, Certificate & Banner- Deadlines
5. Feedback from students – Forms & analysis

**MEMBERS PRESENT:**

SL. NO	NAME	DEPT	DESIGNATION	SIGN
1	Prof A S PRASAD	CE	PROF & HOD	<i>A.S. Prasad</i>
2	Mr . R Srikanth	CE	ASST.PROF	<i>R Srikanth</i>
3	Mr. Shahed Ali	CE	ASST.PROF	<i>Shahed Ali</i>
4	Mrs. C Chandana Priya	CE	ASST.PROF	<i>C Chandana Priya</i>

**RESOLUTION:**

AGENDA POINT	RESOLUTION	RESPONSIBLE PERSON	TAEGET DATE	REMARKS
1	A Certificate course on 3D modelling using AUTO CADD in association with ICT Academy.	Mr Shahed Ali	20/8/2017	—
2	Schedule & course work to be ready	Mrs C Chandana Priya	19/8/2017	—
3	Approval must be ready	Mr R Srikanth	15/8/2017	—
4	Brochure , Banner, certificates to be ready	Mr R Srikanth	18/8/2017	—
5	Feedback, Analysis of feedback	Mr Shahed Ali	15/8/2017	—

*Shahed Ali*  
COMMITTEE CO-ORDINATOR NAME & SIGNATURE


*Shahed Ali*  
10/8/2017

Date: 10/9/2017

METHODIST COLLEGE OF ENGINEERING & TECHNOLOGY  
Department of Civil Engineering  
**A Certificate course on 3D modelling using AUTO CADD in association with  
ICT Academy.**  
**Schedule and Course Content**

Date	Total Duration : 36 Hours Contents
18 September 2017	<b>1: INTRODUCTION TO AUTOCAD</b> Starting AutoCAD AutoCAD Screen Components Drawing Area Command Window Navigation bar Status bar Invoking Commands in AutoCAD Keyboard Ribbon Application Menu Tool Palettes Menu Bar Toolbar Shortcut Menu AutoCAD Dialog Boxes Starting a New Drawing Open a Drawing Start from Scratch Use a Template Use a Wizard Saving Your Work Save Drawing as Dialog box Using the Drawing Recovery Manager to Recover Files Closing a Drawing Opening an Existing Drawing Opening an Existing Drawing Using the Select File Dialog Box Opening an Existing Drawing Using the Start up Dialog Box Opening an Existing Drawing Using the Drag and Drop Method Quitting AutoCAD Creating and Managing Workspaces Creating a New Workspace Modifying the Workspace Settings Autodesk Exchange Home
19 September 2017	<b>2: GETTING STARTED WITH AUTOCAD</b> Dynamic Input Mode Enable Pointer Input Enable Dimension Input where possible Show command prompting and command input near the crosshairs Drafting Tooltip Appearance Drawing Lines in AutoCAD The Close Option The Undo Option Invoking tools Using Dynamic INPUT/Command Prompt Coordinate Systems Absolute Coordinate System Relative Coordinate System Relative Polar Coordinates Direct Distance Entry Erasing Objects Cancelling and Undoing a Command Object Selection Methods Window Selection Window Crossing Method Drawing a Circle BASIC Display Commands Setting Units
	<b>3: WORKING WITH DRAWING AIDS</b> Introduction Understanding the


- 20 September 2017 Concept and use of LAYERS Advantages of Using Layers Working with Layers Creating New Layers Making a Layer Current Controlling the Display of Layers Deleting Layers Object Properties Changing the Colour Changing the Line type Changing the Line weight Changing the Plot Style Properties Palette Quick Properties Palette Drafting Settings dialog box Setting Grid Setting Snap Snap Type Drawing Straight Lines using the Ortho Mode Working with Object Snaps Auto Snap Endpoint Midpoint Nearest Centre Tangent Quadrant Intersection Apparent Intersection Perpendicular Node Insertion Snap to None Parallel Extension From Midpoint between 2 Points Temporary Tracking Point Combining Object Snap Modes Running Object Snap Mode Overriding the Running Snap Cycling through Snaps Using Auto Tracking Object Snap Tracking Polar Tracking Auto Track Settings Function and Control Keys
- 21 September 2017 **4: EDITING SKETCHED OBJECTS-I** Editing Sketches Moving the Sketched Objects Copying the Sketched Objects Creating Multiple Copies Creating a Single Copy Offsetting Sketched Objects Rotating Sketched Objects Scaling the Sketched Objects Filletting the Sketches Chamfering the Sketches Trimming the Sketched Objects Extending the Sketched Objects Stretching the Sketched Objects Lengthening the Sketched Objects Arraying the Sketched Objects Rectangular Array Polar Array Path Array Mirroring the Sketched objects Text Mirroring
- 22 September 2017 **5: EDITING SKETCHED OBJECTS-II** Introduction to Grips Types of Grips Editing a Polyline by Using Grips Editing Gripped Objects Changing the Properties Using the PROPERTIES Pale Matching the Properties of Sketched Objects Cycling Through Selection Managing Contents Using the Design enter Autodesk Seek design content Link Displaying Drawing Properties Basic Display Options Redrawing the Screen Regenerating Drawings Zooming Drawings Real-time Zooming All Option Centre Option Extents Option Dynamic Option Previous Option Window Option Scale Option Object Option Zoom In and Out Panning Drawings Panning in Real time
- 23 September 2017 **6: CREATING TEXT AND TABLES** Annotative Objects Annotation Scale Assigning Annotative Property and Annotation Scales Customizing Annotation Scale Multiple Annotation Scales Assigning Multiple Annotation Scales Manually Assigning Multiple Annotation Scales Automatically Controlling the Display of Annotative objects Creating Text Writing Single Line Text Entering Special Characters Creating Multiline Text Text Window Text Editor Tab Editing Text Editing Text Using the DDEDIT Command Editing Text Using the Properties Palette Modifying the Scale of the Text Inserting Table in the Drawing Table style Area Insert options Area Insertion behaviour Area Column and row settings Area Set cell styles Area

  
Course Coordinator

# METHODIST COLLEGE OF ENGINEERING & TECHNOLOGY

(Affiliated to O.U. & Approved by AICTE)

King Koti Road, Abids, Hyderabad – 500 001, Telangana, INDIA



## Certificate of Participation

Certified that Mr/Ms **MÉDIGA SARIKA** Bearing R.No: **732055**  
**160716**

of **VI** Semester **CIVIL** Branch, Participated in Certification Courses  
on **20<sup>th</sup> to 25<sup>th</sup> AUGUST** during **(2017-18) STAAD PRO SESSION**  
in Collaboration with **IMARAT CONSULTANCY**.

**Director**

**HoD**

**Principal**



METHODIST COLLEGE OF ENGINEERING AND TECHNOLOGY

DEPARTMENT OF CIVIL ENGINEERING

A Certificate course on 3D modelling using AUTO CADD in association with ICT Academy from 18 to 23 September 2017

III BE--2017--18 --ATTENDANCE SHEET

S.NO	ROLL NUMBER	NAME OF THE STUDENT	FEEDBACK	SIGNATURE
1	160714732001	MOHAMMED ARBAAZ AHMED	Very good	Ahmed
2	160714732025	ADNAN AKBER	Good	Akber
3	160714732036	RATAN PAVAN KUMAR	very good	Pavan
4	160714732059	MOHAMMED KHALEELUDDIN	Good	Muhammad
5	160714732071	ABDUL RAHMAN IDRIS BAJABER	Good	Abdul Rahman
6	160714732085	ABDUL RUMAAN AHMED	Good	Ahmed
7	160714732087	SYED WASEEM HASHMI	Satisfied	Waseem
8	160714732094	MOHAMMED IBRAHEEM	Good	Muhammad
9	160714732099	DAIDA VENKANNA	Very good	Venkanna
10	160714732101	MUNNANGI VISWAMITRA	Good	Viswamitra
11	160715732002	DHANAVATH ABHILASH	Satisfied	Abhilash
12	160715732005	MOHAMMAED HIDAYATULLAH	Excellent	Hidayatullah
13	160715732006	AKASH SURESH GADE	Good	Suresh
14	160715732007	PARAMARIGARI AKHIL KUMAR	Good	Akhil
15	160715732008	MOHD FEROZE ALAM KHAN	Very Good	Alam
16	160715732009	MOHD ALEEM UDDIN NIZAMI	Awsome	Aleem
17	160715732010	A ANAND	Good	Anand
18	160715732011	T ANIKETH SINGH	Good	Singh
19	160715732013	KORSA ANUSHA	Awsome	Anusha
20	160715732014	SANKELLA ANVESH	Good	Anvesh
21	160715732016	ARSHIYA BEGUM	very good	Begum
22	160715732017	MOHD ASADUDDIN	Satisfactory	Asad
23	160715732019	BHARATHA BALAJI	good	Balaji
24	160715732020	SHAIK MAHABOOB BASHA	v. good	Basha
25	160715732021	JARUPULA CHANDULAL	v. good	Chandulal
26	160715732022	TUMMA DHANA LAXMI	Good	Laxmi
27	160715732024	POTHUGANTI DILEEP	Satisfied	Dileep
28	160715732025	NUMBURI DIVYATEJA	Good	Divya
29	160715732032	AYILA HARISH	very good	Harish
30	160715732033	SYED HASAN RAZVI	Good	Razvi
31	160715732034	SYED FARAZ HUSSAIN	Satisfactory	Faraz
32	160715732035	SYED ARSALAN HYDER	Good	Hyder
33	160715732037	PATTAN MOHAMMAD IMRAN ALIKHAN	good	Imran
34	160715732040	SAMAVEDHAM JAYANTH	v. good	Jayanth
35	160715732041	FIRDOUS JEHAN	Good	Firdous
36	160715732042	MOHAMMED JUNAID AHMED ABBASI	Good	Junaid
37	160715732044	PALOJU JYOSHNA	very good	Jyoshna

S.NO	ROLL NUMBER	NAME OF THE STUDENT	FEEDBACK	Signature
38	160715732045	KAUNAIN	Satisfied	<u>Kaunain</u>
39	160715732046	PUPPALA KAVERI	Good	<u>Kaveri</u>
40	160715732048	G KISHORE KUMAR	Good	<u>Kishore</u>
41	160715732049	DASA MANIDEEP	Good	<u>Manideep</u>
42	160715732050	MYLAM MANOJ KUMAR	very good	<u>Manoj</u>
43	160715732051	B MANOJ RAJU	Very good	<u>Manoj Raj</u>
44	160715732056	RATHOD NAVEEN	<del>Good</del>	<u>Rathod</u>
45	160715732057	SHAIK NAWAAZ	very good	<u>Nawaz</u>
46	160715732058	K NIKHITHA	very good	<u>Nikhitha</u>
47	160715732060	MD OSMAN	very good	<u>Osman</u>
48	160715732061	SOMANKATAR PRAGNYA	Satisfy	<u>Pragnya</u>
49	160715732062	M PRAKASH	very good	<u>Prakash</u>
50	160715732063	ANASURI PRAVEEN	very good	<u>praveen</u>
51	160715732064	SABAVATH PRUDHVI RAJ	Good	<u>Prudhi</u>
52	160715732065	GAJULA RACHANA	Good	<u>Rachana</u>
53	160715732067	BHUKYA RAJESH	very good	<u>Rajesh</u>
54	160715732068	CHETLA RAJU	Good	<u>Raju</u>
55	160715732070	AMBOTHU RAVI	Good	<u>Ravi</u>
56	160715732071	MUTHYAM RAVI SHANKAR	Good	<u>shankar</u>
57	160715732072	MOHD RAYAN ANSARI	very good	<u>Ansari</u>
58	160715732073	MOHAMMED REHAN KHAN	very good	<u>rehan</u>
59	160715732074	D RITU	Good	<u>Ritu</u>
60	160715732075	ENJAMURI ROHIT RAJ	Satisfy	<u>Rohit</u>
61	160715732078	ADAKANKAR SAI CHARAN	Good	<u>Sai Charan</u>
62	160715732079	BOLLAM SAI JABILI	Good	<u>Jabili</u>
63	160715732080	PANUGOTHU SAI KUMAR	Good	<u>Sai</u>
64	160715732083	ABDUS SAMAD	v. good	<u>Samad</u>
65	160715732085	MOHAMMED SHAQIB SAYEED	good	<u>Shakib</u>
66	160715732086	INAM ULLAH SHARIFF	Good	<u>shariff</u>
67	160715732088	HARIDAS SHIVAPRASAD	v. good	<u>Prasad</u>
68	160715732089	JITTABOINA SHIVAPRASAD	v. good	<u>Prasad</u>
69	160715732091	SANE SONY	very good	<u>Sony</u>
70	160715732094	DHARAVATH SRIKANTH	very good	<u>Srikant</u>
71	160715732095	L SRILATHA	Good	<u>Srilatha</u>
72	160715732096	LANKA SRINIVAS	Good	<u>Srinivas</u>
73	160715732097	REKHA SRINIVAS RAO	very good	<u>Rao</u>
74	160715732099	SAMUDRALA SUPRIYA	Good	<u>Supriya</u>
75	160715732100	MOHAMMED TALHA	very good	<u>Talha</u>
76	160715732101	E VAMSHEE	Very good	<u>Vanshee</u>
77	160715732102	VASPULA VAMSI	Good	<u>Vamsi</u>
78	160715732103	PYATA VARUN RAJ	Good	<u>Raj</u>
79	160715732104	ODURLA VENKAT RAM REDDY	Satisfied	<u>venkat</u>
80	160715732105	MANHALLI VIJAY SRIKER ABHISHEK EMMANUEL	Very good	<u>Abhishek</u>




S.NO	ROLL NUMBER	NAME OF THE STUDENT	FEEDBACK	Signature
81	160715732106	MAMIDI VINITH KUMAR	Good	Vinith
82	160715732108	BANNOTH VISHWATEJA	Good	Vishwateja
83	160715732109	ABDUL WAHAB	Very good	Wahab
84	160715732110	MUAWIYA ZUBAIR	Very good	Wasit
85	160715732112	MOHAMMED WASIF AHMED	Good	Ahmed
86	160715732301	ALAN JOSEPH	Very good	Kanadiah
87	160715732302	M KANAIAH KUMAR	Good	Kanaiah
88	160715732303	BHEEMANAPALLY THIRUPATHAIAH	Good	Thirupathi
89	160715732304	DEVIREDDY JAGANMOHINI	Very good	Jaganmohini
90	160715732305	K. PRAVEEN KUMAR	Very good	Praveen
91	160715732306	PARNE RAJENDER REDDY	Good	Rajender
92	160715732307	K. VINEETH KUMAR	Good	Vineeth
93	160715732308	B RAMANJANEYELY	Very Good	Ramanjaneyely
94	160715732309	KOMARI KARTHIK NAIDU	Good	Naidu
95	160715732310	GOLLA ANJANEYULU	Very good	Anjaneyulu
96	160715732311	CHINNARAM SANTHOSHA	Very good	Santhosha
97	160715732312	ENUKONDA ANUSHA	Very good	Anusha
98	160715732313	AMBOJI DEEPAK	Good	Deepak
99	160715732314	GATLA MAHESH KUMAR	Good	Mahesh
100	160715732315	MAMILLA MANASA	Very good	Manasa
101	160715732316	GOGULA LINGANNA	Very good	Linganna
102	160715732317	MIRYALA AJAY KUMAR	Very good	Ajay
103	160715732318	M A MALIK	Very good	Malik
104	160715732319	PILANATI HEMANTHA SUDHA	Very good	Sudha
105	160715732320	MIRJUMLA SASHI KUMAR	Good	Sashi
106	160715732321	ASIYA PRAVEEN	Very Good	Praveen
107	160715732322	YERRA VYSHNAVI	Very Good	Yerra
108	160715732323	BANOTHU SHALINI	Good	Shalini
109	160715732324	SYED OMER KHADRI	Satisfied	Khadi
110	160715732325	MADAPATHI ANIL SWAMY	Very good	Anil
111	160715732326	K SEETHARAM	Good	Seetharam
112	160715732327	KANDARPA CHANDRAKANTH	Good	Chandranth
113	160715732328	DHARAVATH VENKANNA	Good	Venkanna

**Certificate Program Evaluation Form**

Certificate program Title: ① Certificate course on 3D modelling using using Auto cad associated with ICT Academy  
Date: 18 to 23 September 2017.  
Instructor: Dr. Sudeer Reddy


- |   | Strongly agree |   | Strongly disagree |
|---|----------------|---|-------------------|
| 7. The Certificate program is applicable to me                  | 1 ✓            | 2 | 3                 |
| 8. The Certificate program was presented in an organized manner | 1 ✓            | 2 | 3                 |
| 9. The instructor was knowledgeable on the topic                | 1 ✓            | 2 | 3                 |
| 10. I recommend this Certificate program to others              | 1 ✓            | 2 | 3                 |
| 11. I obtained the required skill in the course                 | 1 ✓            | 2 | 3                 |
12. My Rating for this Certificate program ..  Excellent  Good  Satisfactory
8. Any suggestions for improvement  
no need of need improvement

  
Signature of participant

**Certificate Program Evaluation Form**

Certificate program Title: ① certificate course on 3D modelling using Auto cad associated with ICT Academy  
Date: 18 to 23 sept 2017  
Instructor: Dr. Sudeer Reddy

- |   | Strongly agree |   | Strongly disagree |
|---|----------------|---|-------------------|
| 1. The Certificate program is applicable to me                  | 1 ✓            | 2 | 3                 |
| 2. The Certificate program was presented in an organized manner | 1 ✓            | 2 | 3                 |
| 3. The instructor was knowledgeable on the topic                | 1 ✓            | 2 | 3                 |
| 4. I recommend this Certificate program to others               | 1 ✓            | 2 | 3                 |
| 5. I obtained the required skill in the course                  | 1 ✓            | 2 | 3                 |
6. My Rating for this Certificate program ..  Excellent  Good  Satisfactory
7. Any suggestions for improvement  
no.

  
Signature of participant